

Photofest Entry Form

CVR Annual Meeting & Photofest

Name _____

This PDF has LIVE Data Entry Fields - Fill-in Online and Print Out - Or Print Out and Fill-in Later - Please Print Clearly

Telephone _____

Email address _____

Photo Entries

Description or Photo Title

Category for Judging

1.	<input type="checkbox"/> Action <input type="checkbox"/> Seasonal	<input type="checkbox"/> Artistic <input type="checkbox"/> Other	Place Label Here
2.	<input type="checkbox"/> Action <input type="checkbox"/> Seasonal	<input type="checkbox"/> Artistic <input type="checkbox"/> Other	Place Label Here
3.	<input type="checkbox"/> Action <input type="checkbox"/> Seasonal	<input type="checkbox"/> Artistic <input type="checkbox"/> Other	Place Label Here
4.	<input type="checkbox"/> Action <input type="checkbox"/> Seasonal	<input type="checkbox"/> Artistic <input type="checkbox"/> Other	Place Label Here
5.	<input type="checkbox"/> Action <input type="checkbox"/> Seasonal	<input type="checkbox"/> Artistic <input type="checkbox"/> Other	Place Label Here
6.	<input type="checkbox"/> Action <input type="checkbox"/> Seasonal	<input type="checkbox"/> Artistic <input type="checkbox"/> Other	Place Label Here
7.	<input type="checkbox"/> Action <input type="checkbox"/> Seasonal	<input type="checkbox"/> Artistic <input type="checkbox"/> Other	Place Label Here
8.	<input type="checkbox"/> Action <input type="checkbox"/> Seasonal	<input type="checkbox"/> Artistic <input type="checkbox"/> Other	Place Label Here

Category Choices



Instructions for Photo Registration

All entrants must complete a Photofest Entry Form.

Using the color-coded labels, assign a number to each photo — use the color label that corresponds to the category.



1. Place a numbered sticker on the edge of each photo — try to avoid placing the sticker over any part of the photograph (Small photos may be put into a plastic sleeve with the number on the outside of the sleeve). Be sure to press the stickers on firmly.

2. Place the **MATCHING NUMBER STICKER** on the entry form next to the description of that photo.

Tag just one picture at a time (photo and entry form) to avoid having a mistake between the form and the photo. The form is how we identify the winners — it's really important that the numbers match.

Hang each tagged photo in the designated location for each category.

Entry Forms go in the box on the table. Please be careful when stacking to be sure the stickers don't become loose.

The categories have changed slightly this year. There is no longer a separate category for "Excellence", the ballot form has been changed to reflect that. Voting for "Best in Show" will honor the overall best image, regardless of category.

Thank you.




CVR Photofest

CONTEST BALLOT

Please chose your favorite photo in each class and write in the photo number in the space below.

Don't forget to vote for the the photo that you think is this years "BEST IN SHOW".

Please print clearly and place your ballot in box when complete.

Category	Photo Number
 Action	
 Artistic	
 Seasonal	
 Other	
Best in Show	



Porsche Club of America
Connecticut Valley Region
Since 1959